

SOCIETY FOR MUSIC THEORY

Demographics Report 2014

The following charts show demographic data for SMT as of October 2014. The Society continues to consider what demographic questions would be most appropriate for its membership and how to make meaningful comparisons of its data with data collected from three organizations:

- College Music Society (CMS)
http://www.music.org/index.php?option=com_content&view=article&id=1734&Itemid=1501
- Higher Education Arts Data Services (HEADS)
<https://secure3.verisconsulting.com/HEADS/ReportOverview.aspx>
- Integrated Postsecondary Education Data System (IPEDS)
<http://nces.ed.gov/ipeds/>

Lack of specific data collected by these organizations makes comparisons with SMT demographic data a challenge. CMS does not collect data on ethnicity, for example, and, HEADS, which compiles data for the National Association of Schools of Music (NASM), does not distinguish the area of music theory from other areas in music. However, the following charts do show that demographic imbalances within SMT membership are greater than those found in CMS and in music faculty and students in general.

Respectfully submitted,

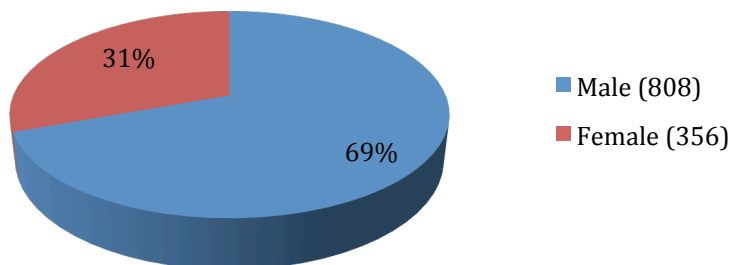
Gabe Fankhauser, SMT Statistician

Society for Music Theory (SMT)

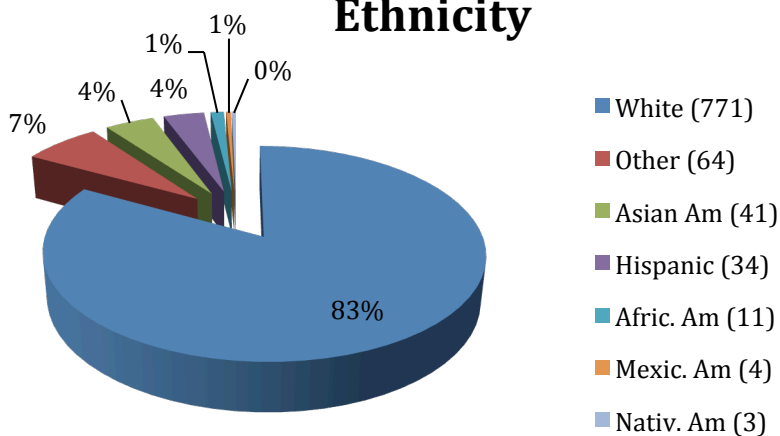
Membership as of October 2014 (Total: 1,164)

Compare with: <http://societymusictheory.org/administration/demographics/charts>

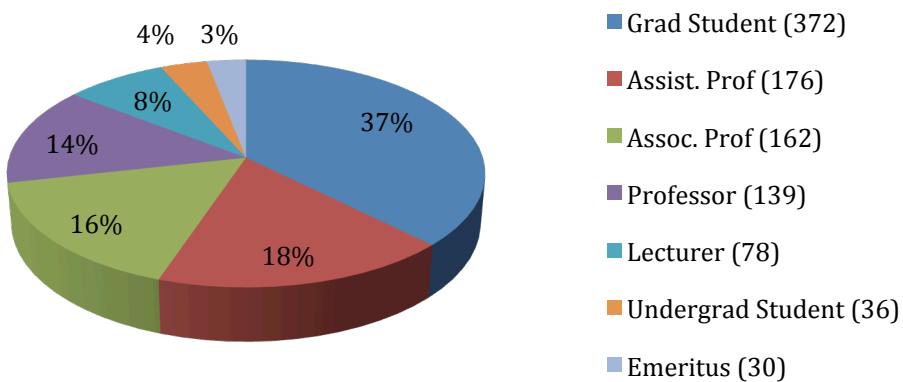
Gender



Ethnicity



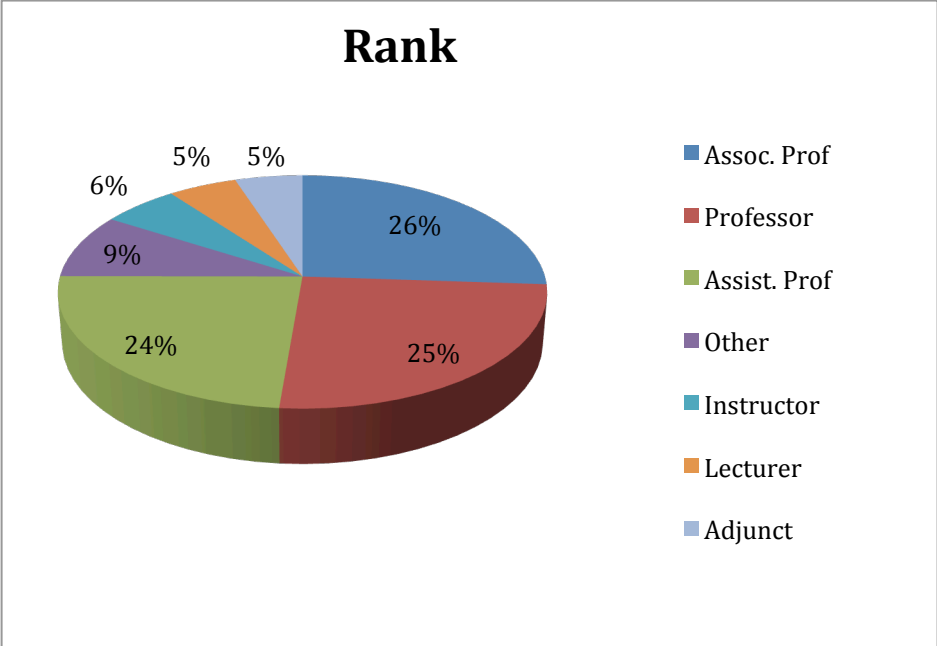
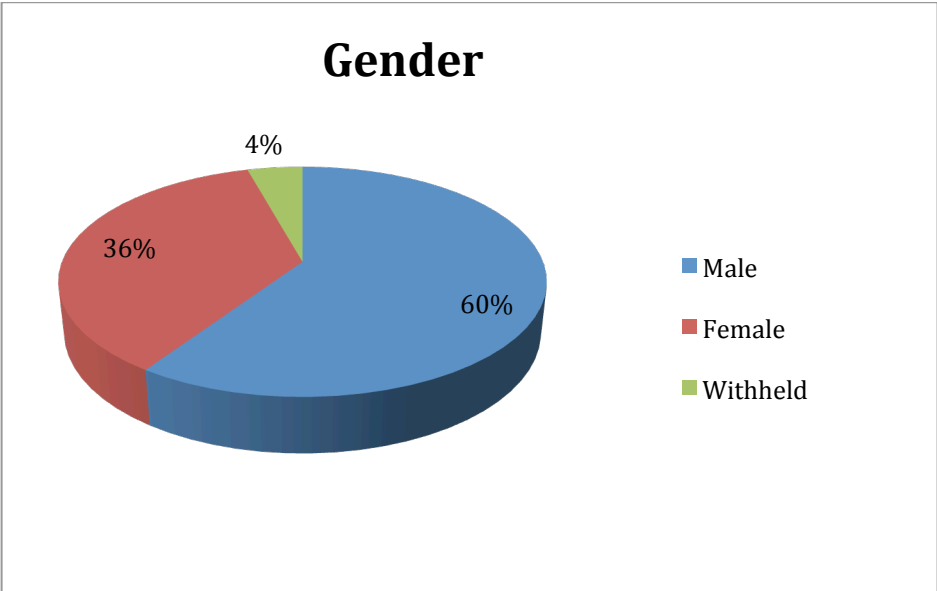
Rank



College Music Society (CMS)

Membership as of December 2013 (Total: 7,595)

http://www.music.org/index.php?option=com_content&view=article&id=1734&Itemid=1501



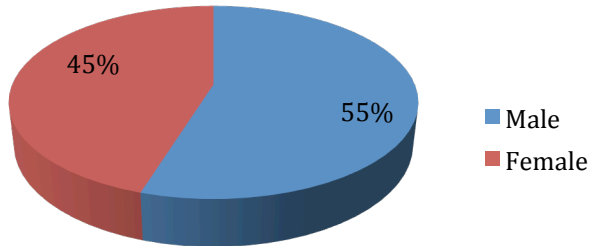
CMS does not collect data on ethnicity.

Higher Education Arts Data Services (HEADS)

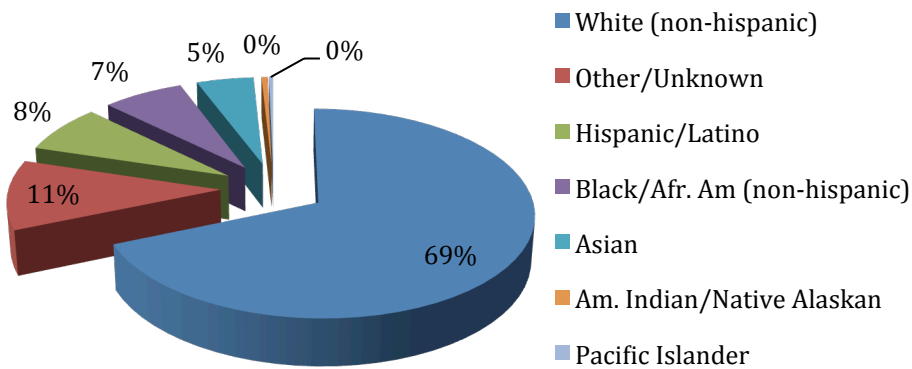
Faculty and Students in Music, 2012–2013 (Total: 122,465)

<https://secure3.verisconsulting.com/HEADS/ReportOverview.aspx>

Gender



Ethnicity



Rank

